

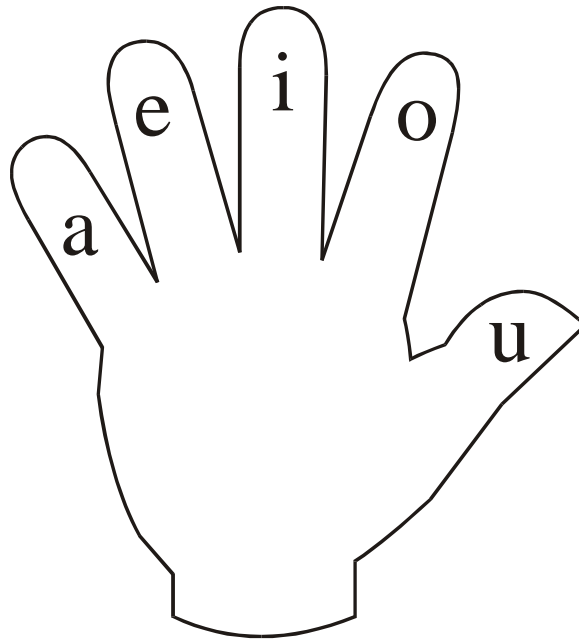
St. Mary's Convent Girls High School

Syllabus Class Prep (Green/Pink/Blue)

ENGLISH:

Book Reading Page # 1 to 10

Q#1: Vowel Hand.



Q#2: Colours Name.

Red

Yellow

Blue

Black

Green

Q#3: Make five words starting with A, B and C.

A

B

C

An

Bed

Cat

At

Bat

Cut

Ant

Bin

Cot

Axe

Bag

Cup

Arm

Big

Cap

Q#4: Make five words ending with d, g and n.

d

g

n

Red

Bag

Pen

Bed

Log

Pin

Lid

Egg

Tin

Mud

Leg

Fan

Bud

Mug

Sun

Q#5: Missing Letters.

B a g

C o w

E g g

L o g

K e y

M a t

P o t

H u t

Y a k

P e n

B e d

T a p


J u g

B o x

B o y

Q#6: Fruits Name:

Apple



Mango



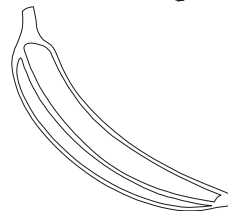
Pear



Grapes



Banana



St. Mary's Convent Girls High School

Syllabus Class Prep (Green/Pink/Blue)

MATH SYLLABUS

MATH

Math Book Page # 2 to 15. solve on the book.

Q1: Counting in words. 11 to 30

11 Eleven	12 Twelve	13 Thirteen	14 Fourteen	15 Fifteen
16 Sixteen	17 Seventeen	18 Eighteen	19 Nineteen	20 Twenty
21 Twenty One	22 Twenty Two	23 Twenty Three	24 Twenty Four	25 Twenty Five
26 Twenty Six	27 Twenty Seven	28 Twenty Eight	29 Twenty Nine	30 Thirty

Q2: What comes after?

1	2
3	4
5	6
7	8
9	10
11	12
13	14
15	16

What comes between?

1	<u>2</u>	3
4	<u>5</u>	6
9	<u>10</u>	11
15	<u>16</u>	17
21	<u>22</u>	23
27	<u>28</u>	29
32	<u>33</u>	34
36	<u>37</u>	38

What comes before?

6	7
4	5
9	10
14	15
19	20
22	23
25	26
32	33

Q3: Tables


0	×	1	=	0
0	×	2	=	0
0	×	3	=	0
0	×	4	=	0
0	×	5	=	0
0	×	6	=	0
0	×	7	=	0
0	×	8	=	0
0	×	9	=	0
0	×	10	=	0

1	×	1	=	1
1	×	2	=	2
1	×	3	=	3
1	×	4	=	4
1	×	5	=	5
1	×	6	=	6
1	×	7	=	7
1	×	8	=	8
1	×	9	=	9
1	×	10	=	10

2	×	1	=	2
0	×	2	=	4
0	×	3	=	6
0	×	4	=	8
0	×	5	=	10
0	×	6	=	12
0	×	7	=	14
0	×	8	=	16
0	×	9	=	18
0	×	10	=	20

Q9: Name of the shapes.

Circle



Rectangle



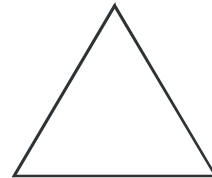
Square



Oval



Triangle



St. Mary's Convent Girls High School

Syllabus Class Prep (Green/Pink/Blue)

SCIENCE:

Unit # 1.

Our Senses

Q.1 How many senses do we have?

Ans: We have five senses.

1. Smell



2. Taste



3. Touch



4. Sight



5. Hearing



Q.2 Fill in the blanks.

- 1) We smell with our nose.
- 2) We taste with our tongue.
- 3) We touch with our hands.
- 4) We see with our eyes.
- 5) We hear with our ears.

We are different

Q.1 Why we are different from each other?

Ans: God made us different.

Q.2 Different people.

Ans:	Old	Thin
	Young	White
	Tall	Black
	Short	Baby
	Fat	Big

Unit # 2.

Healthy Habits

Q.1 Which things keep us clean?

Ans: 1. Soap



2. Water



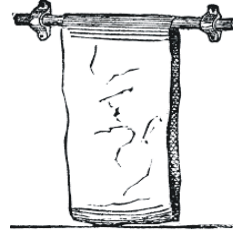
3. Brush



4. Comb



5. Towel



Q.2 Match them.

- | | | | |
|-------------------|---|---|--------------|
| 1) Wash my hand | ← | → | nail cutter. |
| 2) Cut my nail | ← | → | soap |
| 3) Dry skin | ← | → | shampoo |
| 4) Wash my hair | ← | → | towel |
| 5) Brush my teeth | ← | → | toothpaste |

Q.3 How does food help us?

Ans: Food help us to live and grow.

Q.4 Healthy foods?

Ans: Eggs Fruits Fish/Meet Milk Bread Rice

Unit 3.

Animals

Q.1 Small Animals.

Ans: Hen Cat Fish Dog Rabbit

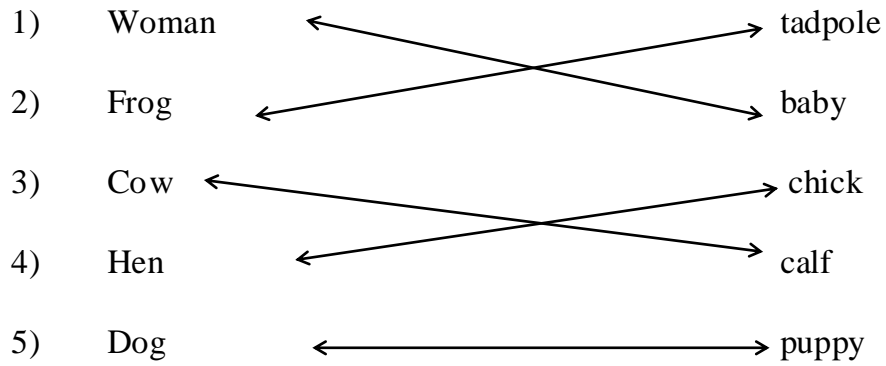
Q.2 Big Animals.

Ans: Tiger Lion Deer Bear Zebra

Q.3 Fill in the blanks.

- Ans: 1. Goat gives us milk.
 2. Hen lay eggs.
 3. Bee gives us honey.
 4. Sheep gives us wool.
 5. Horse help us for riding.

Q.4 Match them

- 1) Woman ← tadpole
- 2) Frog ← baby
- 3) Cow ← chick
- 4) Hen ← calf
- 5) Dog ← puppy
- 

Q.5 Parts of Animals

- Ans:** 1. Tail 5. Claw
2. Paw 6. Beak
3. Horn 7. Tusk
4. Neck 8. Feather

Science Book Reading from Page # 2 to 15.

St. Mary's Convent Girls High School

Class Prep (Green/Pink/Blue)

SOCIAL STUDIES:

Unit#2

Manners

Q.1 Magic Words.

1. Sorry
2. Welcome
3. Thank you
4. Please
5. Excuse me

Unit#3.

Keeping Clean

Q.1 Which things keep us clean?

- Ans:
1. Soap
 2. Water
 3. Brush
 4. Comb
 5. Towel

Unit#4.

The Senses

Q.1 Fill in the blanks.

- 1) I see with my eyes.
- 2) I hear with my ears.
- 3) I taste with my tongue.
- 4) I smell with my nose.
- 5) I feel with my hands.

Unit#5.

Safety

Q.1 Fill in the blanks.

- 1) Don not walk on the wall.
- 2) Don not eat dirty food.
- 3) Do not throw rubbish on the floor.
- 4) Do not play with electricity.
- 5) Do not run on the road.

Unit#6.

Villages and Cities

Q.1 Which things can you see in the village.

- Ans: 1. Farmer 2. Animals 3. Fields 4. Tube well 5. Mud House

Q.2 Do you live in a village or a city?

Ans: I live in a city.

Q.3 What is the name of your city?

Ans: The name of my city is Gujranwala.

Unit#7. The Railway station

Q.1 Do you like to travel on a train?

Ans: Yes, I like to travel on a train.

Q.2 Who flies an aeroplane?

Ans: A pilot flies an areoplane.

Unit#8. In a Hospital

Q.1 Who works in a hospital?

Ans: Doctor and nurses work in hospital.

Q.2 Match them

- | | | |
|--------------|---|-----------------|
| 1) Pills | ← | Vaccination |
| 2) Injection | ← | Tablets |
| 3) Syrup | ← | Stick |
| 4) Crutch | ← | Glucose |
| 5) Bandage | ← | a small plaster |

Unit#9. People at School

Q.1 People in the school?

Ans: Principal Students Teacher Cleaner Watchman Driver

Q.2 Match them

- | | | |
|--------------|---|------------------------|
| 1) Students | ← | Teach the students |
| 2) Teacher | ← | Study in school |
| 3) Principal | ← | look after the school |
| 4) Watch man | ← | makes rules for school |
| 5) Cleaner | ← | clean the school |

Unit#10. Playing Sport and Music

Q.1 Name of some games.

Ans: Cricket Hockey Boxing Tennis Foot ball

Q.2 Name of some musical instruments.

Ans: Drum Guitar Violin Flute Sitar

Book Reading from page # 2 to 16

Saint Mary's Convent School

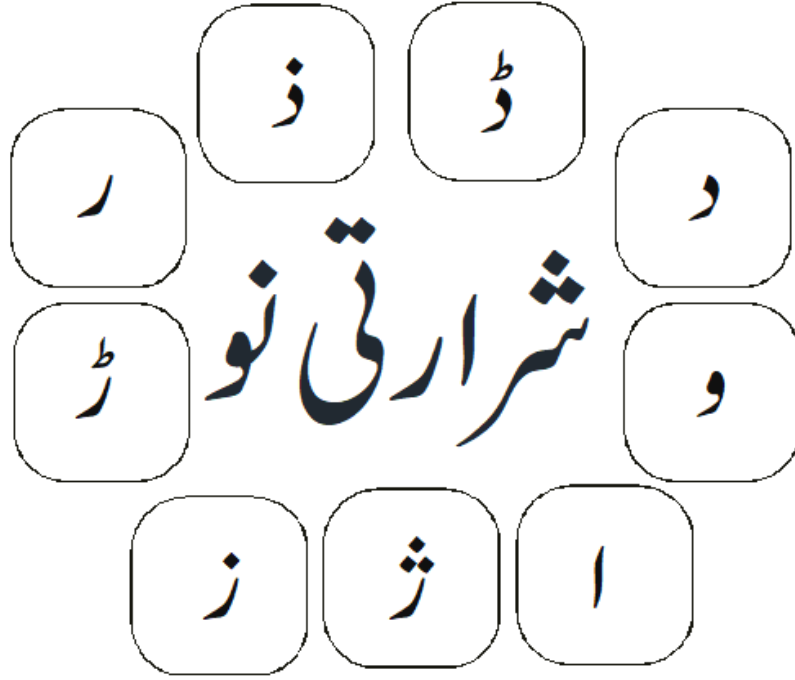
Syllabus Class Prep (Green/Pink/Blue)

اردو

☆ لکھیے۔

(یہ ”نو“ ایسے حروف ہیں جن کی آدھی شکل نہیں ہوتی)

شرارتی نو



☆ خالی جگہ میں حروف چھی لکھیے اور شرارتی نو پر دائرہ بنائیے۔

خ	ح	چ	ج	ث	ٹ	ت	پ	ب	ا
ص	ش	س	ژ	ز	ڑ	ر	ذ	ڈ	د
ل	گ	ک	ق	ف	غ	ع	ظ	ط	ض
			ے	ی	ء	ہ	و	ن	م

☆ کہانی لکھیے۔

تین دوست کتاب چینیلی (صفحہ نمبر 125)

کہانی پڑھیے اور کہانی کے نیچے دیئے گئے سوالات کے جوابات لکھیے۔

☆ چھوٹی اشکال لکھیے۔

ق	ق	خ	خ	ب	ب
ک	ک	س	س	پ	پ
گ	گ	ش	ش	ت	ت
ل	ل	ص	ص	ٹ	ٹ
م	م	ض	ض	ث	ث
ن	ن	ع	ع	ج	ج
ہ	ہ	غ	غ	چ	چ
		ف	ف	ح	ح

☆ (الف) کے ساتھ حروف ملانا۔

ب + ا = با	ج + ا = جا	د + ا = دا	ر + ا = را
س + ا = سا	ص + ا = صا	ط + ا = طا	

☆ توڑ/جوڑ

با + با = بابا	دا + دا = دادا	با + جا = بابا	سا + را = سارا	سا + ل = سال
کا + تا = کاتا	گا + تا = گاتا	تا + لا = تالا	کا + لا = کالا	جا + گ = جاگ
با + ت = بات	پا + س = پاس	نا + ک = ناک	نا + ن = نان	کا + م = کام

☆ جوڑ/توڑ

بابا = ب + ا + ب + ا	چاچا = چ + ا + چ + ا	سارا = س + ا + ر + ا
کاتا = ک + ا + ت + ا	جال = ج + ا + ل	کان = ک + ا + ن
بال = ب + ا + ل	ناک = ن + ا + ک	رات = ر + ا + ت
ہار = ہ + ا + ر	شال = ش + ا + ل	تاج = ت + ا + ج
نان = ن + ا + ن	جالا = ج + ا + ل + ا	مالا = م + ا + ل + ا

☆ لفظ بتائیں جن کے شروع میں ”ب“ اور ”پ“ آئے۔

بابا باپ بات باغ بال پاپا پاک پاس پان پار

☆ لفظ بنائیں جن کے آخر میں ”ج“ اور ”س“ آئے۔

آج کاج تاج راج لاج آس پاس دس ساس رس

☆ اطاء

تارا کالا چانا نانا جانا لانا چارا باجا جالا تالا تار دال چال

شام صاف مان چار سات لال کام

نوٹ: اردو کتاب ”چنبیلی“ صفحہ نمبر 1 سے 19 تک پڑھئے اور لکھیے۔